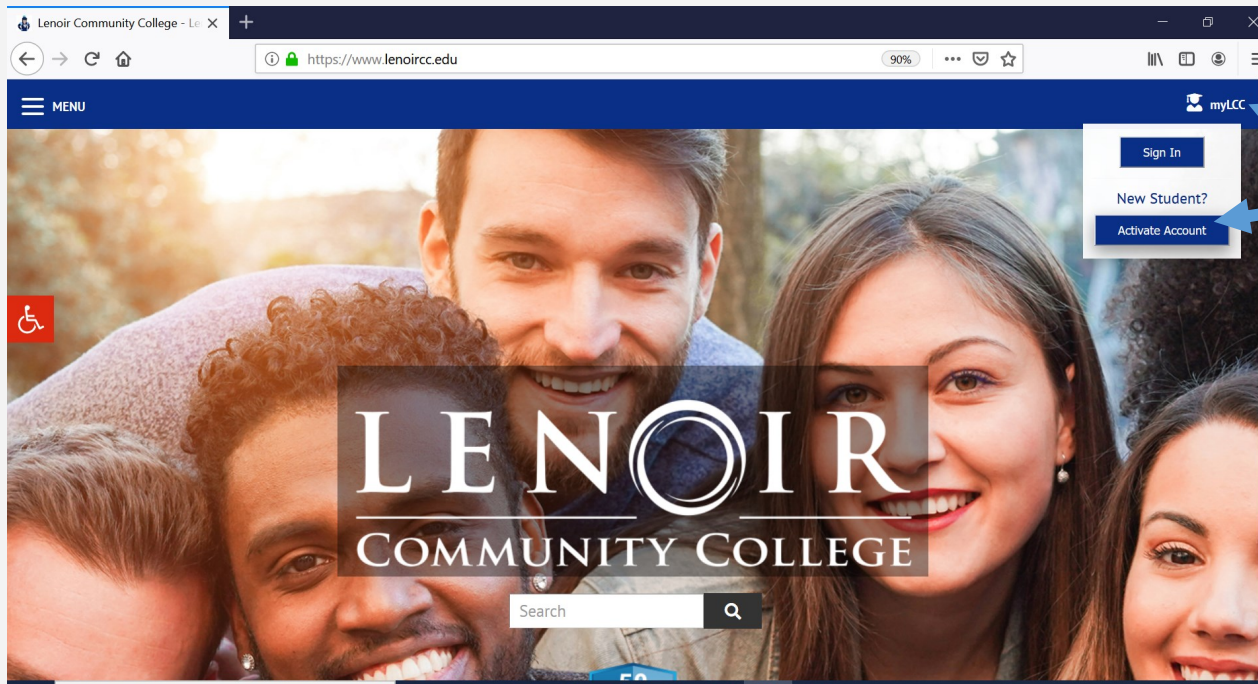




Step 1: Activate your Lancer**LOGIN**



Go to **www.lenoircc.edu**

Click **myLCC** (top right)

Click **Activate Account**

Type in your **Student ID** number or SSN

Type in your **last name**

Type in your **birthdate** (mm/dd/yyyy)

Create your personal secure **password**

Retype your personal secure **password**

Check the box by *I'm not a robot*

Complete the *picture challenge*

Click **Submit**

Step 2: Login **myLCC**

Go to **www.lenoircc.edu**

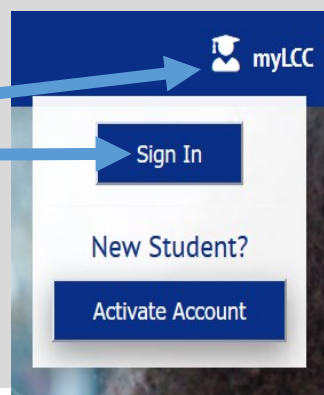
Click **myLCC** (top right)

Click the **Sign In** button

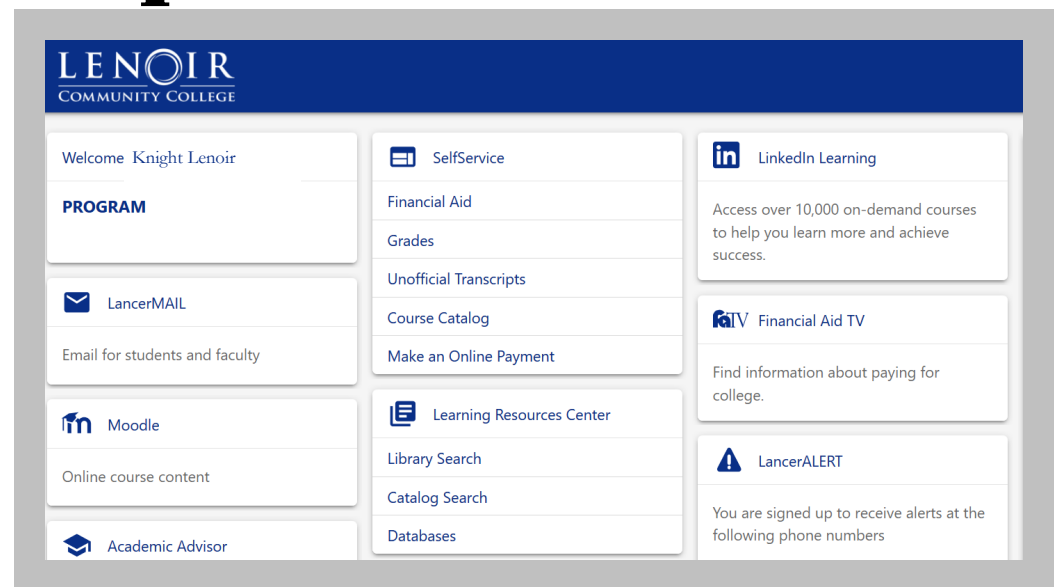
Enter your **LancerLOGIN ID**

Enter your **Password**

myLCC Portal appears



Step 3: Access **LCC Tools**



IT Help Desk – 252-527-6223, ext. 513
Deborah Jo Wilson, Director of Distance Education
djwilson45@lenoircc.edu, 252-527-6223, ext. 516